






METAL
Panel Systems
Architectural Sheet Metal

MP-150 SUBMITTAL FORM

Project Name:
Installing Contractor:
General Contractor:
Architect:
Contact Email:

GAUGES	WIDTHS	SURFACE PATTERN
24 Ga. Steel <i>(13" & 17" Standard / OPT: 19" & 21")</i>	20"	 STRIATED
22 Ga. Steel <i>(13" & 17" Standard)</i>	19"	 PENCIL RIBS
	18 1/2"	
.040" Aluminum <i>(13" & 18 1/2" Standard)</i>	17"	 BEAD RIBS
0.032" Aluminum <i>((13" & 18 1/2" Standard))</i>	13"	SMOOTH PANEL

COLOR OPTIONS

24 Ga. Steel

Color Selection:

22 Ga. Steel

Color Selection:

.040" Aluminum

Color Selection:

.032" Aluminum

Color Selection:

Stock Availability Matrix

Color Name	ULTRA-COOL RATINGS			G90 Galvanized/AZ50 Galvalume							
	Reflect	Emiss	SRI	22 ga.	24 ga.		26 ga.		26 ga. 3D		28 ga.
Acrylic Coated Galvalume	N/A	N/A	N/A	*	*	*	*	*	*	*	*
Aged Copper	35.1%	0.84	36	*	*	*	*	*	*	*	*
Almond	64.2%	0.84	76	*	*	*	*	*	*	*	*
Antique Ivory	N/A	N/A	N/A	*	*	*	*	*	*	*	*
Ash Gray	51.1%	0.85	58	*	*	*	*	*	*	*	*
Bone White	70.1%	0.85	85	*	*	*	*	*	*	*	*
Bright White	67.8%	0.84	81	*	*	*	*	*	*	*	*
Burgundy	32.5%	0.84	33	*	*	*	*	*	*	*	*
Burnished Slate	28.1%	0.85	27	*	*	*	*	*	*	*	*
Champagne	39.2%	0.85	42	*	*	*	*	*	*	*	*
Charcoal Gray	26.5%	0.85	25	*	*	*	*	*	*	*	*
Cityscape	48.6%	0.85	55	*	*	*	*	*	*	*	*
Classic Green	27.1%	0.84	25	*	*	*	*	*	*	*	*
Colonial Red	29.9%	0.84	29	*	*	*	*	*	*	*	*
Copper Penny	46.9%	0.85	53	*	*	*	*	*	*	*	*
Dark Bronze	23.8%	0.85	22	*	*	*	*	*	*	*	*
Deep Black	26.7%	0.84	25	*	*	*	*	*	*	*	*
Extra Dark Bronze	N/A	N/A	N/A	*	*	*	*	*	*	*	*
Hartford Green	29.9%	0.85	29	*	*	*	*	*	*	*	*
Hemlock Green	36.4%	0.84	38	*	*	*	*	*	*	*	*
Mansard Brown	27.1%	0.85	26	*	*	*	*	*	*	*	*
Matte Black	26.1%	0.85	25	*	*	*	*	*	*	*	*
Medium Bronze	33.1%	0.85	34	*	*	*	*	*	*	*	*
Musket Gray	34.1%	0.84	35	*	*	*	*	*	*	*	*
Pebble Clay	46.5%	0.84	52	*	*	*	*	*	*	*	*
Regal Red	39.1%	0.85	42	*	*	*	*	*	*	*	*
Royal Blue	29.1%	0.85	29	*	*	*	*	*	*	*	*
Sandstone	61.9%	0.84	73	*	*	*	*	*	*	*	*
Sierra Tan	48.2%	0.84	54	*	*	*	*	*	*	*	*
Silver	56.2%	0.85	65	*	*	*	*	*	*	*	*
Slate Blue	31.8%	0.85	32	*	*	*	*	*	*	*	*
Slate Gray	38.6%	0.84	41	*	*	*	*	*	*	*	*
Stone White	68.3%	0.85	82	*	*	*	*	*	*	*	*
Teal	29.9%	0.85	30	*	*	*	*	*	*	*	*
Terra Cotta	41.8%	0.84	45	*	*	*	*	*	*	*	*
Vintage	30.0%	0.07	22	*	*	*	*	*	*	*	*
Weathered Zinc	39.6%	0.84	42	*	*	*	*	*	*	*	*
Western Rust	24.0%	0.87	23	*	*	*	*	*	*	*	*