






**METAL**  
Panel Systems  
Architectural Sheet Metal

NS-100 SUBMITTAL FORM

Project Name:  
Installing Contractor:  
General Contractor:  
Architect:  
Contact Email:

GAUGES	WIDTHS	SURFACE PATTERN
26 Ga. Steel <i>(16" Standard / OPT: 12" &amp; 20" SMP)</i>	20"	 STRIATED
24 Ga. Steel <i>(16" Standard / OPT: 12" &amp; 20" SMP)</i>	18"	 PENCIL RIBS
.032" Aluminum <i>(16" Standard / OPT: 12" &amp; 20" SMP)</i>	16"	 BEAD RIBS
16 oz. Copper <i>(16" Standard)</i>	12"	SMOOTH PANEL

**COLOR OPTIONS**

24 Ga. Steel

Color Selection:

22 Ga. Steel

Color Selection:

.032" Aluminum

Color Selection:

16 oz. Copper

**Stock Availability Matrix**

Color Name	ULTRA-COOL RATINGS			G90 Galvanized/AZ50 Galvalume								
	Reflect	Emiss	SRI	22 ga.		24 ga.		26 ga.		26 ga. 3D		28 ga.
				48"	40"	48"	40"	48"	40"	48"	42"	
Acrylic Coated Galvalume	N/A	N/A	N/A	*	*	*	*	*	*	*	*	*
Aged Copper	35.1%	0.84	36		*	*						
Almond	64.2%	0.84	76	*	*	*	*	*	*	*	*	*
Antique Ivory	N/A	N/A	N/A					*				*
Ash Gray	51.1%	0.85	58			*		*				
Bone White	70.1%	0.85	85	*	*	*		*				*
Bright White	67.8%	0.84	81			*						
Burgundy	32.5%	0.84	33		*	*	*	*	*	*	*	*
Burnished Slate	28.1%	0.85	27		*	*	*	*	*	*	*	*
Champagne	39.2%	0.85	42			*						
Charcoal Gray	26.5%	0.85	25	*	*	*	*	*	*	*	*	*
Cityscape	48.6%	0.85	55			*						
Classic Green	27.1%	0.84	25		*	*	*	*	*	*	*	*
Colonial Red	29.9%	0.84	29		*	*	*	*	*	*	*	*
Copper Penny	46.9%	0.85	53		*	*	*	*	*	*	*	*
Dark Bronze	23.8%	0.85	22	*	*	*	*	*	*	*	*	*
Deep Black	26.7%	0.84	25	*	*	*	*	*	*	*	*	*
Extra Dark Bronze	N/A	N/A	N/A		*	*						
Hartford Green	29.9%	0.85	29	*	*	*	*	*	*	*	*	*
Hemlock Green	36.4%	0.84	38		*	*						
Mansard Brown	27.1%	0.85	26	*	*	*	*	*	*	*	*	*
Matte Black	26.1%	0.85	25	*	*	*	*	*	*	*	*	*
Medium Bronze	33.1%	0.85	34	*	*	*	*	*	*	*	*	*
Musket Gray	34.1%	0.84	35		*	*	*	*	*	*	*	*
Pebble Clay	46.5%	0.84	52					*	*	*	*	*
Regal Red	39.1%	0.85	42			*						
Royal Blue	29.1%	0.85	29		*	*						
Sandstone	61.9%	0.84	73	*	*	*						
Sierra Tan	48.2%	0.84	54		*	*		*	*	*	*	*
Silver	56.2%	0.85	65		*	*						
Slate Blue	31.8%	0.85	32		*	*		*	*	*	*	*
Slate Gray	38.6%	0.84	41	*	*	*	*	*	*	*	*	*
Stone White	68.3%	0.85	82		*	*						
Teal	29.9%	0.85	30	*	*	*						
Terra Cotta	41.8%	0.84	45		*	*		*	*	*	*	*
Vintage	30.0%	0.07	22		*	*						
Weathered Zinc	39.6%	0.84	42		*	*						
Western Rust	24.0%	0.87	23		*	*						