


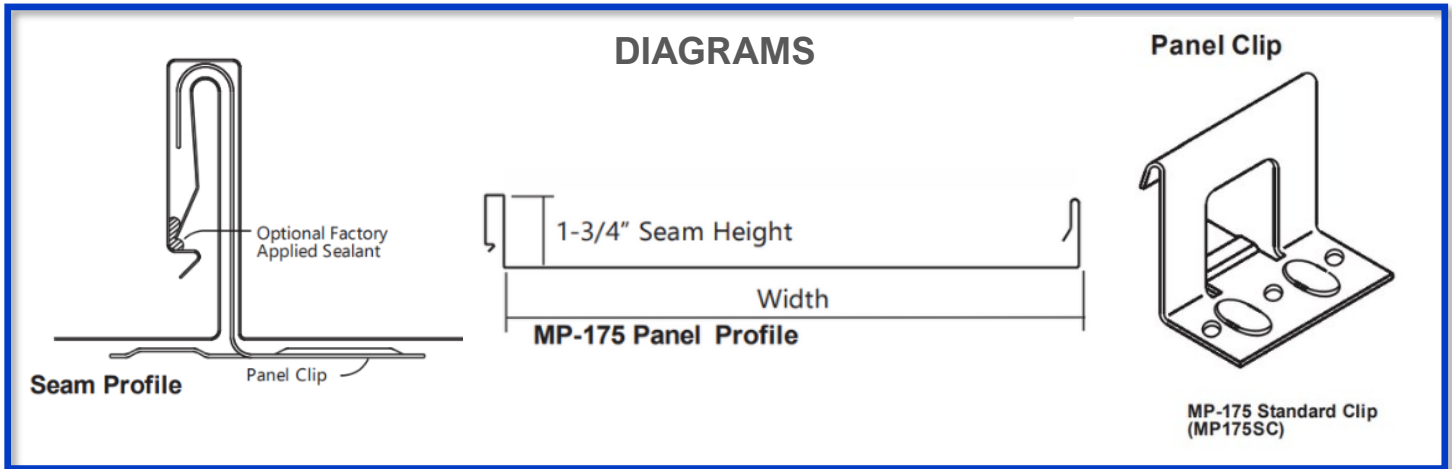
# MP-175 PANEL

## Standing Seam Series



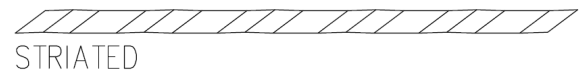


### OVERVIEW

The MP-175 Panel is one of the industry's most popular panel profile options. The snap lock seam provides to the installer a faster installation without compromising seam integrity and strength. This is due to the modest seam height and anti-siphoning design unlike that of other snap seam designs



MATERIAL	STANDARD WIDTHS	OPTIONAL WIDTHS
24 ga. Steel	18"	12", 14", 15", 16"
22 ga. Steel	18"	14", 15", 16"
.040" Aluminum	18"	12", 16"
.032" Aluminum	18"	12", 16"
20 oz. Copper	14"	12", 18"



### PRODUCT FEATURES

- Architectural (solid substrate) or structural (open framing) applications
- Integral snap-lock design provides continuous interlock at sidelap
- Installation on roof slopes as low as 3:12
- Installation on vertical walls and fascia systems
- Continuous panel lengths
- Jobsite fabrication available
- ASTM E-1680-95 air infiltration tested
- ASTM E-1646-95 water penetration tested
- ASTM E-1592 structural performance tested
- UL90 uplift resistance classified assemblies
- 35 year finish warranty
- Surface patterns include smooth, striated, pencil ribs, and bead ribs.