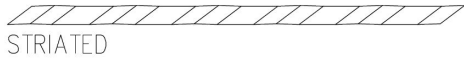


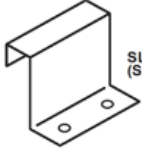
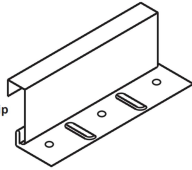




Project Name:
 Installing Contractor:
 General Contractor:
 Architect:
 Contact Email:

GAUGES	WIDTHS	SURFACE PATTERN
24 Ga. Steel <i>(16" & 17" Standard / OPT: 12" & 20")</i>	20"	 STRIATED
22 Ga. Steel <i>(16" & 17" Standard / OPT: 12" & 20")</i>	17"	 PENCIL RIBS
.032" Aluminum <i>(12" & 13" Standard / OPT: 16" & 20")</i>	16"	 BEAD RIBS
16 oz. Copper <i>(16" & 17" Standard / OPT: 12" & 20")</i>	13"	SMOOTH PANEL
20 oz. Copper <i>(16" & 17" Standard / OPT: 12" & 20")</i>	12"	

CLIP OPTIONS
 <p>SL Fixed Clip (SL150FC)</p>  <p>SL Expansion Clip (SL150EC)</p>

COLOR OPTIONS

24 Ga. Steel
 Standard Colors:

22 Ga. Steel
 Standard Colors:

.032" Aluminum
 Standard Colors:

16 oz. Copper

20 oz. Copper

Stock Availability Matrix				G90 Galvanized/AZ50 Galvalume								
Color Name	Reflect	Emiss	SRI	22 ga.		24 ga.		26 ga.		26 ga. 3D		28 ga.
				48"	40"	48"	40"	48"	40"	48"	42"	
Acrylic Coated Galvalume	N/A	N/A	N/A		*	*	*	*				*
Aged Copper	35.1%	0.84	36		*	*	*	*				*
Almond	64.2%	0.84	76	*	*	*	*	*				*
Antique Ivory	N/A	N/A	N/A					*	*	*	*	*
Ash Gray	51.1%	0.85	58			*	*	*				*
Bone White	70.1%	0.85	85	*	*	*	*	*	*	*	*	*
Bright White	67.8%	0.84	81			*	*	*				*
Burgundy	32.5%	0.84	33		*	*	*	*	*	*	*	*
Burnished Slate	28.1%	0.85	27		*	*	*	*	*	*	*	*
Champagne	39.2%	0.85	42			*	*	*				*
Charcoal Gray	26.5%	0.85	25	*	*	*	*	*	*	*	*	*
Cityscape	48.6%	0.85	55			*	*	*				*
Classic Green	27.1%	0.84	25		*	*	*	*	*	*	*	*
Colonial Red	29.9%	0.84	29		*	*	*	*	*	*	*	*
Copper Penny	46.9%	0.85	53		*	*	*	*	*	*	*	*
Dark Bronze	23.8%	0.85	22	*	*	*	*	*	*	*	*	*
Deep Black	26.7%	0.84	25	*	*	*	*	*	*	*	*	*
Extra Dark Bronze	N/A	N/A	N/A		*	*	*	*	*	*	*	*
Hartford Green	29.9%	0.85	29	*	*	*	*	*	*	*	*	*
Hemlock Green	36.4%	0.84	38		*	*	*	*	*	*	*	*
Mansard Brown	27.1%	0.85	26	*	*	*	*	*	*	*	*	*
Matte Black	26.1%	0.85	25	*	*	*	*	*	*	*	*	*
Medium Bronze	33.1%	0.85	34	*	*	*	*	*	*	*	*	*
Musket Gray	34.1%	0.84	35		*	*	*	*	*	*	*	*
Pebble Clay	46.5%	0.84	52					*	*	*	*	*
Regal Red	39.1%	0.85	42			*	*	*	*	*	*	*
Royal Blue	29.1%	0.85	29		*	*	*	*	*	*	*	*
Sandstone	61.9%	0.84	73	*	*	*	*	*	*	*	*	*
Sierra Tan	48.2%	0.84	54		*	*	*	*	*	*	*	*
Silver	56.2%	0.85	65		*	*	*	*	*	*	*	*
Slate Blue	31.8%	0.85	32		*	*	*	*	*	*	*	*
Slate Gray	38.6%	0.84	41	*	*	*	*	*	*	*	*	*
Stone White	68.3%	0.85	82		*	*	*	*	*	*	*	*
Teal	29.9%	0.85	30		*	*	*	*	*	*	*	*
Terra Cotta	41.8%	0.84	45		*	*	*	*	*	*	*	*
Vintage	30.0%	0.07	22		*	*	*	*	*	*	*	*
Weathered Zinc	39.6%	0.84	42		*	*	*	*	*	*	*	*
Western Rust	24.0%	0.87	23		*	*	*	*	*	*	*	*

Signature of Approval: