


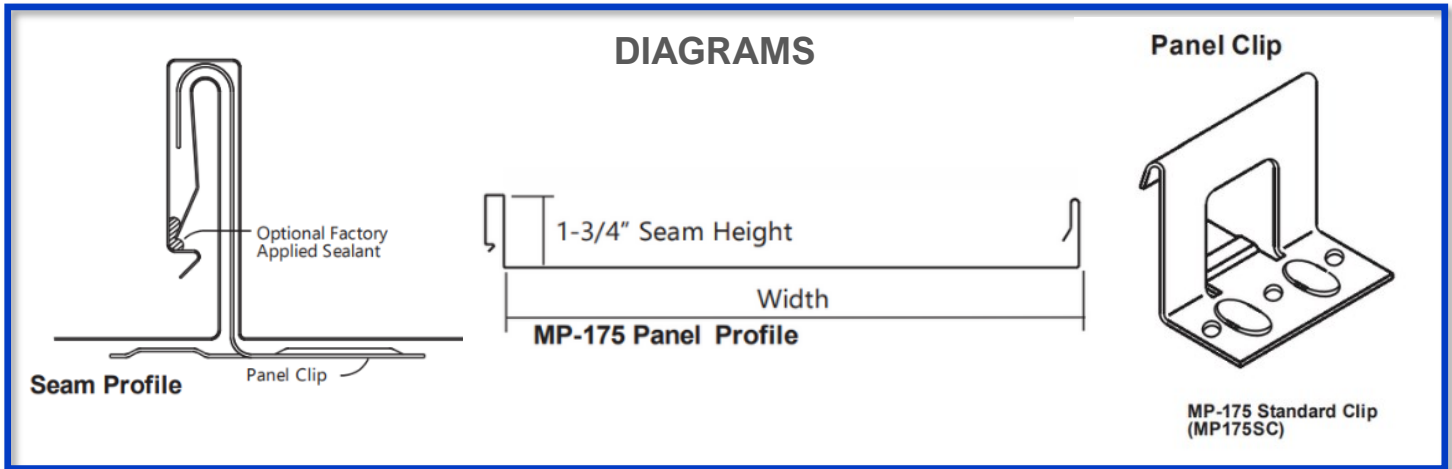
MP-175 PANEL

Standing Seam Series





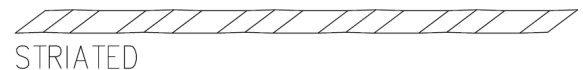
OVERVIEW

The MP-175 Panel is one of the industry's most popular panel profile options. The snap lock seam provides to the installer a faster installation without compromising seam integrity and strength. This is due to the modest seam height and anti-siphoning design unlike that of other snap seam designs



| MATERIAL | STANDARD WIDTHS | OPTIONAL WIDTHS |
|----------------|-----------------|--------------------|
| 24 ga. Steel | 18" | 12", 14", 15", 16" |
| 22 ga. Steel | 18" | 14", 15", 16" |
| .040" Aluminum | 18" | 12", 16" |
| .032" Aluminum | 18" | 12", 16" |
| 20 oz. Copper | 14" | 12", 18" |

*Aluminum & Copper available in limited quantities, please call for further availability



PRODUCT FEATURES

- Architectural (solid substrate) or structural (open framing) applications
- Integral snap-lock design provides continuous interlock at sidelap
- Installation on roof slopes as low as 3:12
- Installation on vertical walls and fascia systems
- Continuous panel lengths
- Jobsite fabrication available
- ASTM E-1680-95 air infiltration tested
- ASTM E-1646-95 water penetration tested
- ASTM E-1592 structural performance tested
- UL90 uplift resistance classified assemblies
- 35 year finish warranty
- Surface patterns include smooth, striated, pencil ribs, and bead ribs