




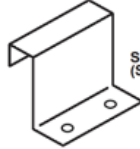


SL-100 SUBMITTAL FORM

Project Name:
Installing Contractor:
General Contractor:
Architect:
Contact Email:

| GAUGES | WIDTHS | SURFACE PATTERN |
|--|--------|--|
| 24 Ga. Steel <i>(16" & 17" Standard / OPT: 13" & 21")</i> | 21" |  STRIATED  PENCIL RIBS  BEAD RIBS SMOOTH PANEL |
| 22 Ga. Steel <i>(16" & 17" Standard / OPT: 13" & 21")</i> | 17" | |
| .032" Aluminum <i>(12" & 13" Standard / OPT: 17" & 21")</i> | 16" | |
| 16 oz. Copper <i>(16" & 17" Standard / OPT: 13" & 21")</i> | 13" | |
| 20 oz. Copper <i>(16" & 17" Standard / OPT: 13" & 21")</i> | 12" | |

*Aluminum & Copper available in limited quantities, please call for further availability

| CLIP OPTIONS | |
|---|---|
|  <p>SL Fixed Clip (SL150FC)</p> |  <p>SL Expansion Clip (SL150EC)</p> |

COLOR OPTIONS

24 Ga. Steel
Standard Colors:

22 Ga. Steel
Standard Colors:

.032" Aluminum
Standard Colors:

16 oz. Copper

20 oz. Copper

| Color Name | ULTRA-COOL RATINGS | | | G90 Galvanized/AZ50 Galvalume | | | | | | | |
|--------------------------|--------------------|-------|-----|-------------------------------|--------|-----|--------|-----|-----------|--------|-----|
| | Reflect | Emiss | SRI | 22 ga. | 24 ga. | | 26 ga. | | 26 ga. 3D | 28 ga. | |
| | | | | 48" | 40" | 48" | 40" | 48" | 40" | 48" | 42" |
| Acrylic Coated Galvalume | N/A | N/A | N/A | * | * | * | * | * | * | * | * |
| Aged Copper | 35.1% | 0.84 | 36 | * | * | * | * | * | * | * | * |
| Almond | 64.2% | 0.84 | 76 | * | * | * | * | * | * | * | * |
| Antique Ivory | N/A | N/A | N/A | * | * | * | * | * | * | * | * |
| Ash Gray | 51.1% | 0.85 | 58 | * | * | * | * | * | * | * | * |
| Bone White | 70.1% | 0.85 | 85 | * | * | * | * | * | * | * | * |
| Bright White | 67.8% | 0.84 | 81 | * | * | * | * | * | * | * | * |
| Burgundy | 32.5% | 0.84 | 33 | * | * | * | * | * | * | * | * |
| Burnished Slate | 28.1% | 0.85 | 27 | * | * | * | * | * | * | * | * |
| Champagne | 39.2% | 0.85 | 42 | * | * | * | * | * | * | * | * |
| Charcoal Gray | 26.5% | 0.85 | 25 | * | * | * | * | * | * | * | * |
| Cityscape | 48.6% | 0.85 | 55 | * | * | * | * | * | * | * | * |
| Classic Green | 27.1% | 0.84 | 25 | * | * | * | * | * | * | * | * |
| Colonial Red | 29.9% | 0.84 | 29 | * | * | * | * | * | * | * | * |
| Copper Penny | 46.9% | 0.85 | 53 | * | * | * | * | * | * | * | * |
| Dark Bronze | 23.8% | 0.85 | 22 | * | * | * | * | * | * | * | * |
| Deep Black | 26.7% | 0.84 | 25 | * | * | * | * | * | * | * | * |
| Extra Dark Bronze | N/A | N/A | N/A | * | * | * | * | * | * | * | * |
| Hartford Green | 29.9% | 0.85 | 29 | * | * | * | * | * | * | * | * |
| Hemlock Green | 36.4% | 0.84 | 38 | * | * | * | * | * | * | * | * |
| Mansard Brown | 27.1% | 0.85 | 26 | * | * | * | * | * | * | * | * |
| Matte Black | 26.1% | 0.85 | 25 | * | * | * | * | * | * | * | * |
| Medium Bronze | 33.1% | 0.85 | 34 | * | * | * | * | * | * | * | * |
| Musket Gray | 34.1% | 0.84 | 35 | * | * | * | * | * | * | * | * |
| Pebble Clay | 46.5% | 0.84 | 52 | * | * | * | * | * | * | * | * |
| Regal Red | 39.1% | 0.85 | 42 | * | * | * | * | * | * | * | * |
| Royal Blue | 29.1% | 0.85 | 29 | * | * | * | * | * | * | * | * |
| Sandstone | 61.9% | 0.84 | 73 | * | * | * | * | * | * | * | * |
| Sierra Tan | 48.2% | 0.84 | 54 | * | * | * | * | * | * | * | * |
| Silver | 56.2% | 0.85 | 65 | * | * | * | * | * | * | * | * |
| Slate Blue | 31.8% | 0.85 | 32 | * | * | * | * | * | * | * | * |
| Slate Gray | 38.6% | 0.84 | 41 | * | * | * | * | * | * | * | * |
| Stone White | 68.3% | 0.85 | 82 | * | * | * | * | * | * | * | * |
| Teal | 29.9% | 0.85 | 30 | * | * | * | * | * | * | * | * |
| Terra Cotta | 41.8% | 0.84 | 45 | * | * | * | * | * | * | * | * |
| Vintage | 30.0% | 0.07 | 22 | * | * | * | * | * | * | * | * |
| Weathered Zinc | 39.6% | 0.84 | 42 | * | * | * | * | * | * | * | * |
| Western Rust | 24.0% | 0.87 | 23 | * | * | * | * | * | * | * | * |

Signature of Approval: