


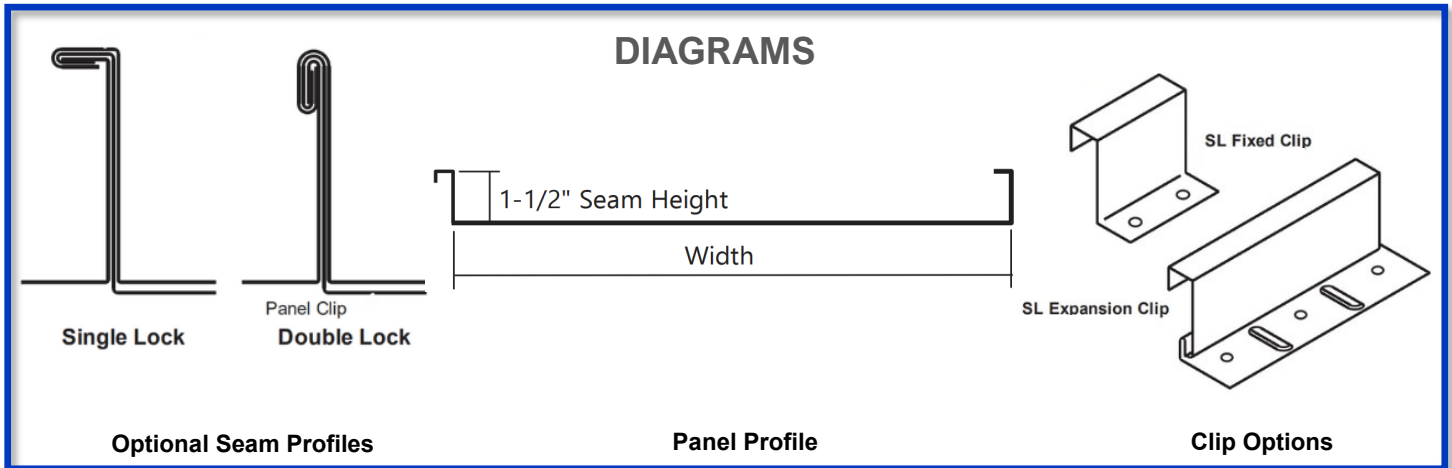
# SL-150 PANEL

Standing Seam Series



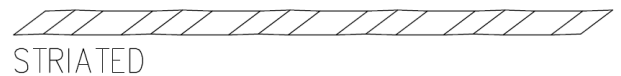


## OVERVIEW

The SL-150 Panel has a traditional look with a time proven seam profile. This versatile panel allows designers aesthetic flexibility without compromising the integrity of the roof system. From low to steep slope, straight to curved, structural to architectural applications, the SL-150 Panel is the perfect choice for a multifaceted project.



MATERIAL	STANDARD WIDTHS	OPTIONAL WIDTHS
24 ga. Steel	16, 17"	12", 20"
22 ga. Steel	16, 17"	12", 20"
.032" Aluminum	12", 13"	16", 20"
16 oz Copper	16, 17"	12", 20"
20 oz Copper	16, 17"	12", 20"



\*Aluminum & Copper available in limited quantities, please call for further availability

## PRODUCT FEATURES

- SL150 has a 1.5-inch seam height
- Can be installed on Architectural (solid substrate) or Structural (open framing) applications
- Mechanically seamed sidelap with option of single or double lock
- Optional in-seam sealant can be used on slopes less than 3:12
- Can be installed on slopes as low as to 2:12
- Continuous panel lengths
- Job site fabrication available
- ASTM E-1680-95 air infiltration tested
- ASTM E-1646-95 water penetration tested
- ASTM E-1592 structural performance tested
- Included in UL90 uplift resistance classified assemblies
- SureLok Panels can be curved to a minimum radius of 9'-0" in steel and 4'-0" in aluminum and copper
- Surface patterns include smooth, striated, pencil ribs, and bead ribs