






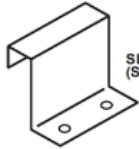
Project Name:  
 Installing Contractor:  
 General Contractor:  
 Architect:  
 Contact Email:

**MP-200 SUBMITTAL FORM**

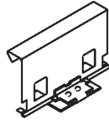
GAUGES	WIDTHS	SURFACE PATTERN
24 Ga. Steel <i>(18" Standard / OPT: 12", 14", 15" &amp; 16")</i>	18"	 STRIATED
22 Ga. Steel <i>(18" Standard / OPT: 12", 14", 15" &amp; 16")</i>	16"	 PENCIL RIBS
.032" Aluminum <i>(18" Standard)</i>	15"	
.040" Aluminum <i>(18" Standard)</i>	14"	
	12"	
		 BEAD RIBS
		<b>SMOOTH PANEL</b>

\*Aluminum & Copper available in limited quantities, please call for further availability

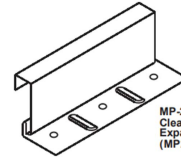
**CLIP OPTIONS**



SL Fixed Clip (SL150FC)



MP-200 Standard Expansion Clip with 3/8" Clearance (MP200SEC)



MP-200 Zero Clearance Expansion Clip (MP200ZCEC)

**COLOR OPTIONS**

**Stock Availability Matrix**

Color Name	ULTRA-COOL RATINGS			G90 Galvanized/AZ50 Galvalume								
	Reflect	Emiss	SRI	22 ga.		24 ga.		26 ga.		26 ga. 3D		28 ga.
				48"	40"	48"	40"	48"	40"	48"	42"	
Acrylic Coated Galvalume	N/A	N/A	N/A	*	*	*	*	*	*	*	*	*
Aged Copper	35.1%	0.84	36	*	*	*	*	*	*	*	*	*
Almond	64.2%	0.84	76	*	*	*	*	*	*	*	*	*
Antique Ivory	N/A	N/A	N/A	*	*	*	*	*	*	*	*	*
Ash Gray	51.1%	0.85	58	*	*	*	*	*	*	*	*	*
Bone White	70.1%	0.85	85	*	*	*	*	*	*	*	*	*
Bright White	67.8%	0.84	81	*	*	*	*	*	*	*	*	*
Burgundy	32.5%	0.84	33	*	*	*	*	*	*	*	*	*
Burnished Slate	28.1%	0.85	27	*	*	*	*	*	*	*	*	*
Champagne	39.2%	0.85	42	*	*	*	*	*	*	*	*	*
Charcoal Gray	26.5%	0.85	25	*	*	*	*	*	*	*	*	*
Cityscape	48.6%	0.85	55	*	*	*	*	*	*	*	*	*
Classic Green	27.1%	0.84	25	*	*	*	*	*	*	*	*	*
Colonial Red	29.9%	0.84	29	*	*	*	*	*	*	*	*	*
Copper Penny	46.9%	0.85	53	*	*	*	*	*	*	*	*	*
Dark Bronze	23.8%	0.85	22	*	*	*	*	*	*	*	*	*
Deep Black	26.7%	0.84	25	*	*	*	*	*	*	*	*	*
Extra Dark Bronze	N/A	N/A	N/A	*	*	*	*	*	*	*	*	*
Hartford Green	29.9%	0.85	29	*	*	*	*	*	*	*	*	*
Hemlock Green	36.4%	0.84	38	*	*	*	*	*	*	*	*	*
Mansard Brown	27.1%	0.85	26	*	*	*	*	*	*	*	*	*
Matte Black	26.1%	0.85	25	*	*	*	*	*	*	*	*	*
Medium Bronze	33.1%	0.85	34	*	*	*	*	*	*	*	*	*
Musket Gray	34.1%	0.84	35	*	*	*	*	*	*	*	*	*
Pebble Clay	46.5%	0.84	52	*	*	*	*	*	*	*	*	*
Regal Red	39.1%	0.85	42	*	*	*	*	*	*	*	*	*
Royal Blue	29.1%	0.85	29	*	*	*	*	*	*	*	*	*
Sandstone	61.9%	0.84	73	*	*	*	*	*	*	*	*	*
Sierra Tan	48.2%	0.84	54	*	*	*	*	*	*	*	*	*
Silver	56.2%	0.85	65	*	*	*	*	*	*	*	*	*
Slate Blue	31.8%	0.85	32	*	*	*	*	*	*	*	*	*
Slate Gray	38.6%	0.84	41	*	*	*	*	*	*	*	*	*
Stone White	68.3%	0.85	82	*	*	*	*	*	*	*	*	*
Teal	29.9%	0.85	30	*	*	*	*	*	*	*	*	*
Terra Cotta	41.8%	0.84	45	*	*	*	*	*	*	*	*	*
Vintage	30.0%	0.07	22	*	*	*	*	*	*	*	*	*
Weathered Zinc	39.6%	0.84	42	*	*	*	*	*	*	*	*	*
Western Rust	24.0%	0.87	23	*	*	*	*	*	*	*	*	*

24 Ga. Steel  
Standard Colors:

22 Ga. Steel  
Standard Colors:

.032" Aluminum  
Standard Colors:

.040" Aluminum  
Standard Colors:

**Signature of Approval:**