


MP-150 PANEL

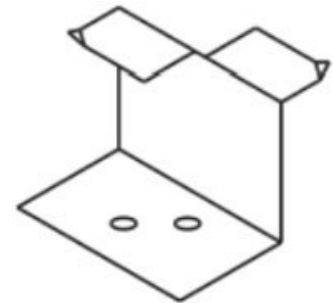
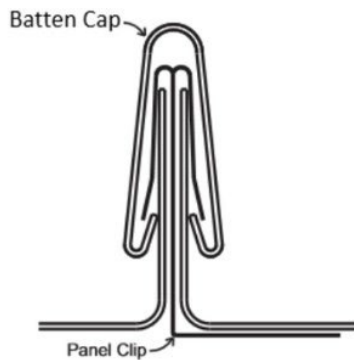
Standing Seam Series



OVERVIEW

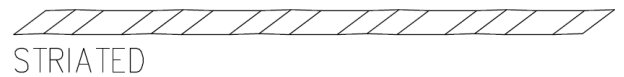
The MP-150 Panel is ideal for complicated roofs planes involving many hips and valley's, and the taller seam height provides a bolder appearance. The seam design allows panels to be installed in two directions from a center panel. This allows for roof symmetry and easier installation with less waste. The panel is ideal for roofs with slope transitions.

DIAGRAMS




MP-150 Standard Clip (MP150SC)

MATERIAL	STANDARD WIDTHS	OPTIONAL WIDTHS
24 ga. Steel	13", 17"	19", 21"
22 ga. Steel	13", 17"	
.032" Aluminum	13", 18"	
.040" Aluminum	13", 18"	



STRIATED



PENCIL RIBS



BEAD RIBS

*Aluminum & Copper available in limited quantities, please call for further availability

PRODUCT FEATURES

- Architectural (solid substrate) applications
- Continuous panel lengths
- Ideal for roof slope transitions
- Separate snap-on seam allows panels to be installed in either direction
- Jobsite fabrication available
- Surface patterns include smooth, striated, pencil ribs, and bead ribs
- Applications on 3:12 slopes and greater
- Easy panel to install on complicated roof planes