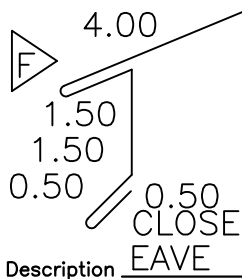


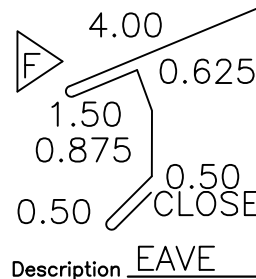
**SHEET METAL FABRICATION**

SLOPE 1:12 - 6:12



Item # \_\_\_\_\_ Description EAVE

SLOPE 6:12 - 12:12

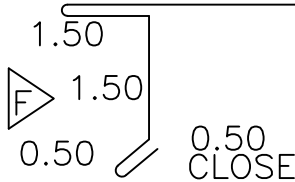


Item # \_\_\_\_\_ Description EAVE

8.000				
S.O.	L.F.	COLOR	GAUGE	SLOPE

8.000				
S.O.	L.F.	COLOR	GAUGE	SLOPE

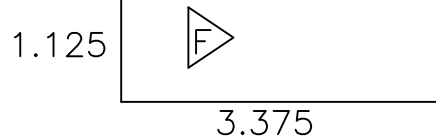
4.00



Item # \_\_\_\_\_ Description RAKE

8.000				
S.O.	L.F.	COLOR	GAUGE	SLOPE

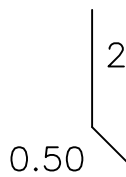
1.50



Item # \_\_\_\_\_ Description C-CHANNEL

6.000				
S.O.	L.F.	COLOR	GAUGE	SLOPE

2.50



Item # \_\_\_\_\_ Description BOX RAKE/PEAK CLEAT

3.000		MPS CLEAT SKID		
S.O.	L.F.	COLOR	GAUGE	SLOPE

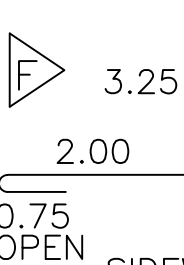
87° 1.625



Item # \_\_\_\_\_ Description BOX RAKE

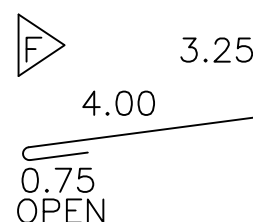
8.000				
S.O.	L.F.	COLOR	GAUGE	SLOPE

SLOPE 1:12 - 4:12



Item # \_\_\_\_\_ Description SIDEWALL

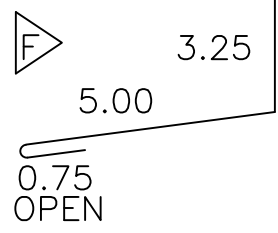
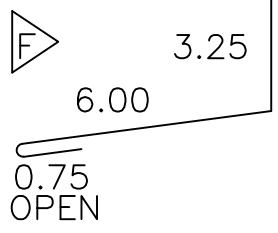
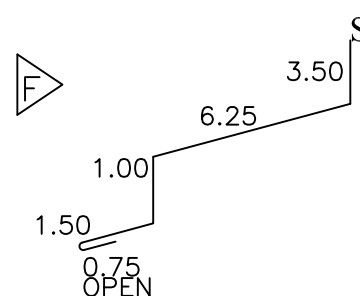
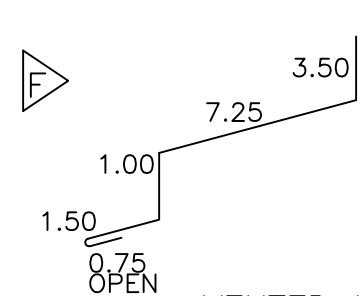
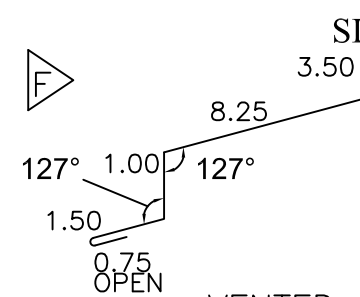
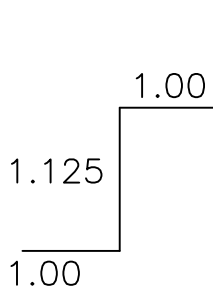
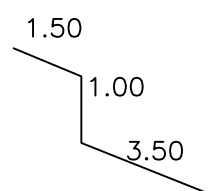
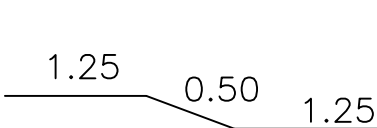
6.000				
S.O.	L.F.	COLOR	GAUGE	SLOPE



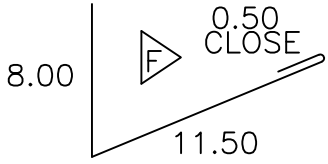
Item # \_\_\_\_\_ Description HIGHWALL

8.000				
S.O.	L.F.	COLOR	GAUGE	SLOPE

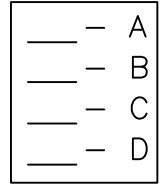
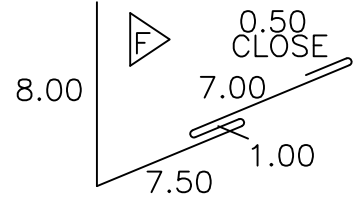
**SHEET METAL FABRICATION**

SLOPE 5:12 - 8:12					SLOPE 9:12 - 12:12				
									
Item # _____ Description <u>HIGHWALL</u>					Item # _____ Description <u>HIGHWALL</u>				
9.000					10.000				
S.O.	L.F.	COLOR	GAUGE	SLOPE	S.O.	L.F.	COLOR	GAUGE	SLOPE
									
Item # _____ Description <u>VENTED HIGHWALL</u>					Item # _____ Description <u>VENTED HIGHWALL</u>				
13.000					14.000				
S.O.	L.F.	COLOR	GAUGE	SLOPE	S.O.	L.F.	COLOR	GAUGE	SLOPE
									
Item # _____ Description <u>VENTED HIGHWALL</u>					Item # _____ Description <u>ZEE CLOSURE</u>				
15.000				9:12	3.125				
S.O.	L.F.	COLOR	GAUGE	SLOPE	S.O.	L.F.	COLOR	GAUGE	SLOPE
									
Item # _____ Description <u>VENTED CLEAT</u>					Item # _____ Description <u>OFFSET CLEAT</u>				
6.00		PERFORATED GALVANIZED	20		3.000		MPS CLEAT SKID		
S.O.	L.F.	COLOR	GAUGE	SLOPE	S.O.	L.F.	COLOR	GAUGE	SLOPE

**SHEET METAL FABRICATION**



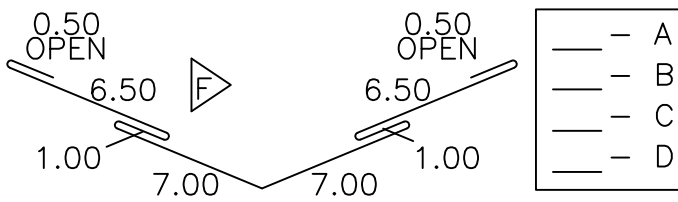
Item # \_\_\_\_\_ Description LOWWALL



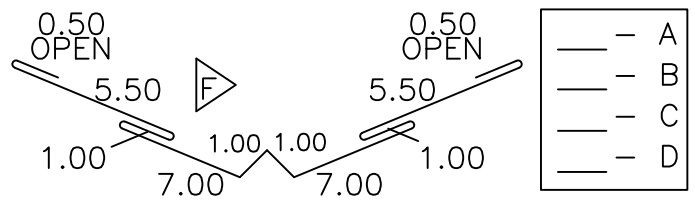
Item # \_\_\_\_\_ Description LOWWALL

20.000				
S.O.	L.F.	COLOR	GAUGE	SLOPE

24.000				
S.O.	L.F.	COLOR	GAUGE	SLOPE



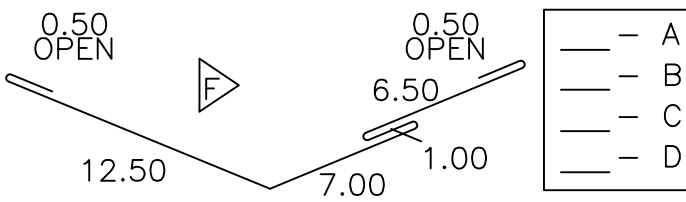
Item # \_\_\_\_\_ Description VALLEY



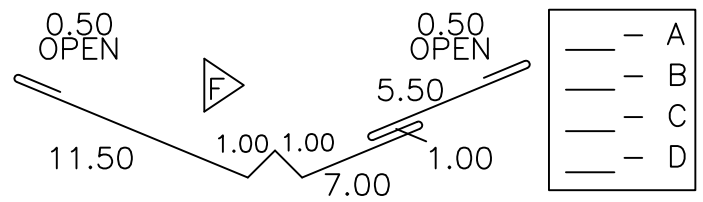
Item # \_\_\_\_\_ Description VALLEY

30.000				
S.O.	L.F.	COLOR	GAUGE	SLOPE

30.000				
S.O.	L.F.	COLOR	GAUGE	SLOPE



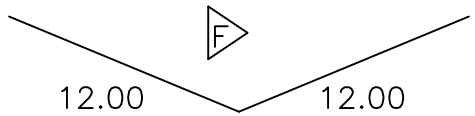
Item # \_\_\_\_\_ Description VALLEY



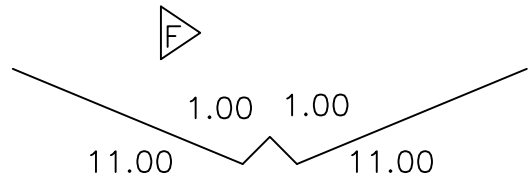
Item # \_\_\_\_\_ Description VALLEY

28.000				
S.O.	L.F.	COLOR	GAUGE	SLOPE

28.000				
S.O.	L.F.	COLOR	GAUGE	SLOPE



Item # \_\_\_\_\_ Description VALLEY / DET.

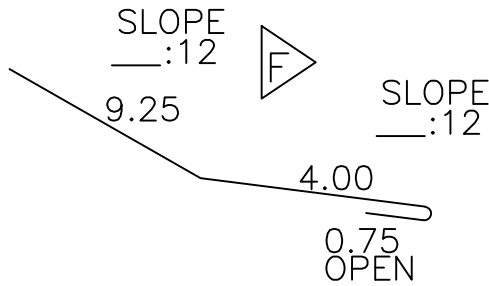


Item # \_\_\_\_\_ Description W VALLEY / DET.

24.000				
S.O.	L.F.	COLOR	GAUGE	SLOPE

24.000				
S.O.	L.F.	COLOR	GAUGE	SLOPE

**SHEET METAL FABRICATION**

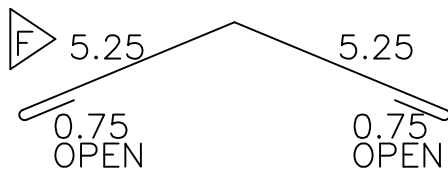


Item # \_\_\_\_\_ Description TRANSITION

14.000

S.O. L.F. COLOR GAUGE SLOPE

**SLOPE 1:12 - 4:12**

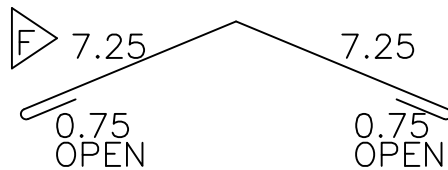


Item # \_\_\_\_\_ Description HIP

12.00

S.O. L.F. COLOR GAUGE SLOPE

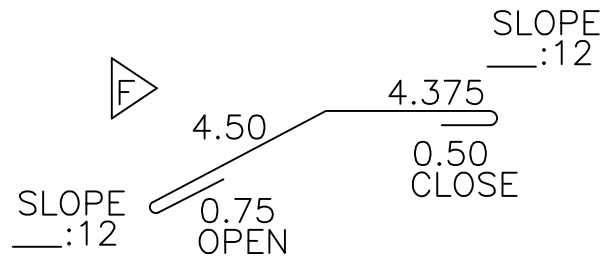
**SLOPE 9:12 - 12:12**



Item # \_\_\_\_\_ Description HIP

16.00

S.O. L.F. COLOR GAUGE SLOPE

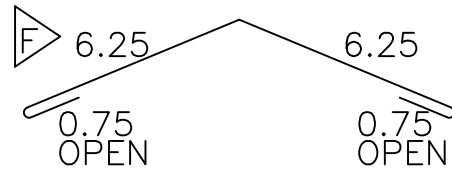


Item # \_\_\_\_\_ Description TRANSITION

9.625

S.O. L.F. COLOR GAUGE SLOPE

**SLOPE 5:12 - 8:12**

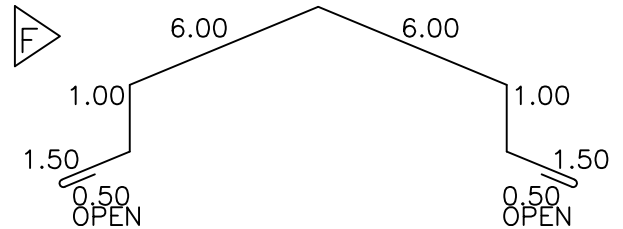


Item # \_\_\_\_\_ Description HIP

14.00

S.O. L.F. COLOR GAUGE SLOPE

**SLOPE 1:12 - 4:12**

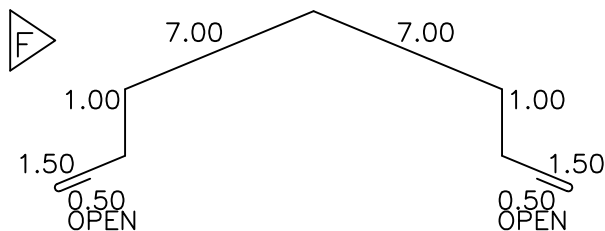


Item # \_\_\_\_\_ Description VENTED HIP

18.00

S.O. L.F. COLOR GAUGE SLOPE

**SLOPE 5:12 - 8:12**

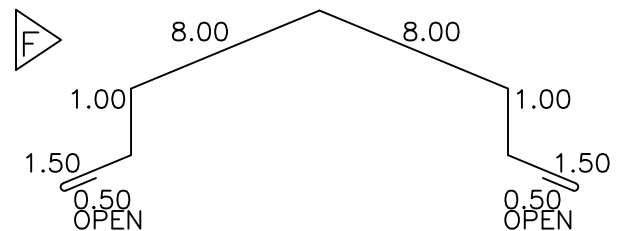


Item # \_\_\_\_\_ Description VENTED HIP

20.00

S.O. L.F. COLOR GAUGE SLOPE

**SLOPE 9:12 - 12:12**



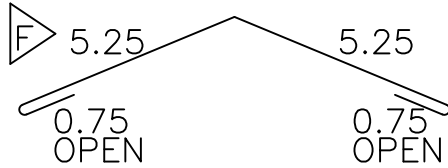
Item # \_\_\_\_\_ Description VENTED HIP

22.00

S.O. L.F. COLOR GAUGE SLOPE

**SHEET METAL FABRICATION**

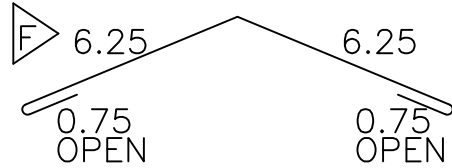
SLOPE 1:12 - 4:12



Item # \_\_\_\_\_ Description    RIDGE

12.00				
S.O.	L.F.	COLOR	GAUGE	SLOPE

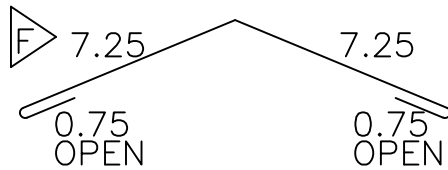
SLOPE 5:12 - 8:12



Item # \_\_\_\_\_ Description    RIDGE

14.00				
S.O.	L.F.	COLOR	GAUGE	SLOPE

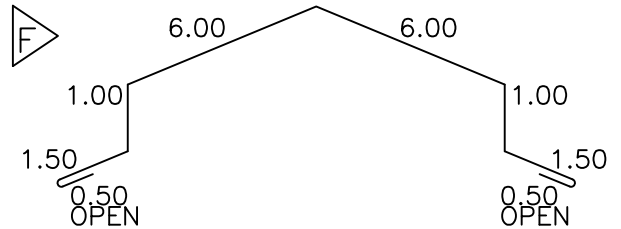
SLOPE 9:12 - 12:12



Item # \_\_\_\_\_ Description    RIDGE

16.00				
S.O.	L.F.	COLOR	GAUGE	SLOPE

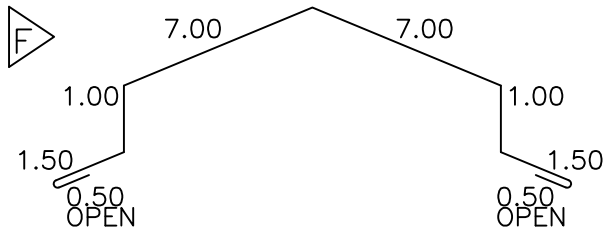
SLOPE 1:12 - 4:12



Item # \_\_\_\_\_ Description    VENTED RIDGE

18.00				
S.O.	L.F.	COLOR	GAUGE	SLOPE

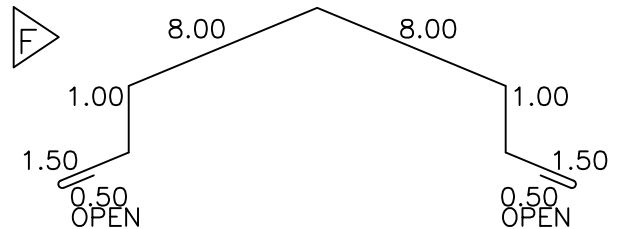
SLOPE 5:12 - 8:12



Item # \_\_\_\_\_ Description    VENTED RIDGE

20.00				
S.O.	L.F.	COLOR	GAUGE	SLOPE

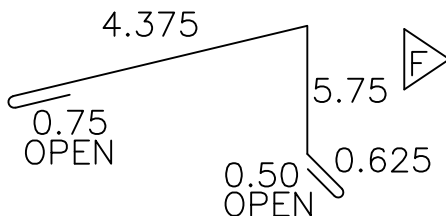
SLOPE 9:12 - 12:12



Item # \_\_\_\_\_ Description    VENTED RIDGE

22.00				
S.O.	L.F.	COLOR	GAUGE	SLOPE

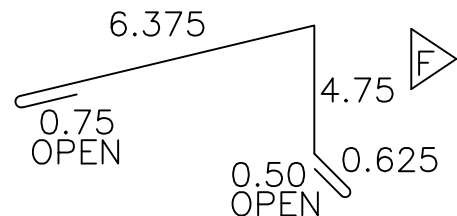
SLOPE 1:12 - 4:12



Item # \_\_\_\_\_ Description    PEAK

12.000				
S.O.	L.F.	COLOR	GAUGE	SLOPE

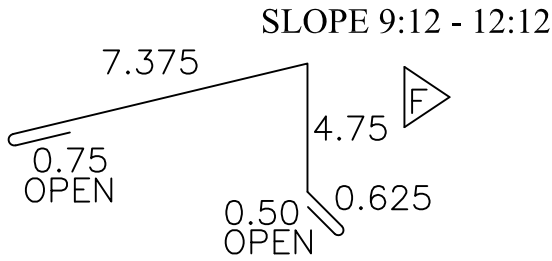
SLOPE 5:12 - 8:12



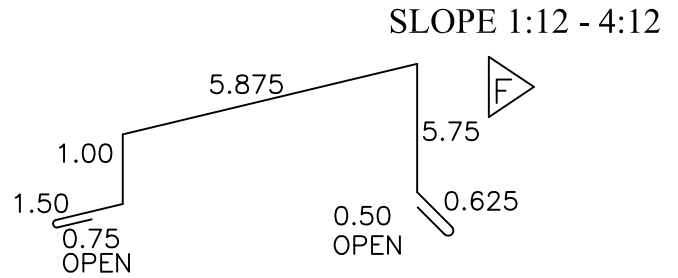
Item # \_\_\_\_\_ Description    PEAK

13.000				
S.O.	L.F.	COLOR	GAUGE	SLOPE

**SHEET METAL FABRICATION**



Item # \_\_\_\_\_ Description PEAK



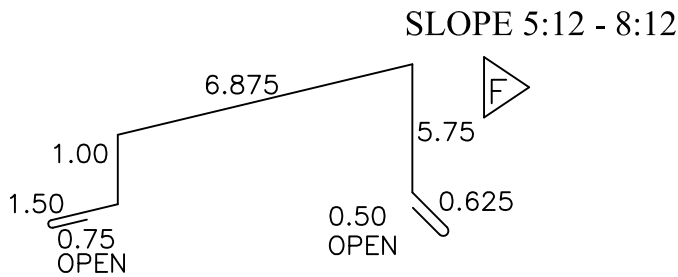
Item # \_\_\_\_\_ Description VENTED PEAK

14.000

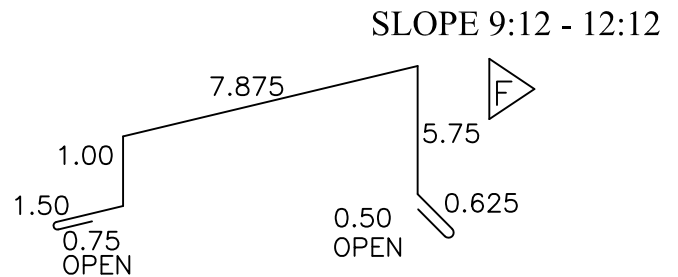
16.000

S.O.	L.F.	COLOR	GAUGE	SLOPE

S.O.	L.F.	COLOR	GAUGE	SLOPE



Item # \_\_\_\_\_ Description VENTED PEAK



Item # \_\_\_\_\_ Description VENTED PEAK

17.000

18.000

S.O.	L.F.	COLOR	GAUGE	SLOPE

S.O.	L.F.	COLOR	GAUGE	SLOPE

Item # \_\_\_\_\_ Description \_\_\_\_\_

Item # \_\_\_\_\_ Description \_\_\_\_\_

S.O.	L.F.	COLOR	GAUGE	SLOPE

S.O.	L.F.	COLOR	GAUGE	SLOPE

Item # \_\_\_\_\_ Description \_\_\_\_\_

Item # \_\_\_\_\_ Description \_\_\_\_\_

S.O.	L.F.	COLOR	GAUGE	SLOPE

S.O.	L.F.	COLOR	GAUGE	SLOPE