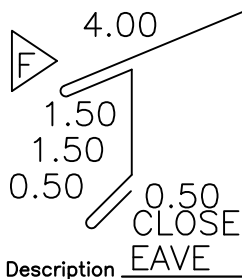


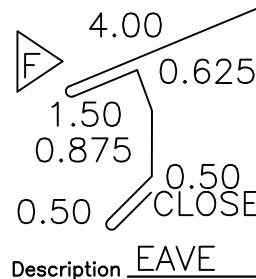
SHEET METAL FABRICATION

SLOPE 1:12 - 6:12



Item # _____ Description EAVE

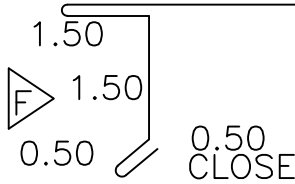
SLOPE 6:12 - 12:12



Item # _____ Description EAVE

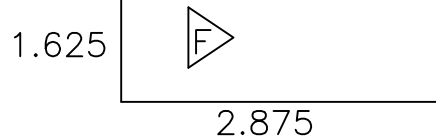
8.000					8.000				
S.O.	L.F.	COLOR	GAUGE	SLOPE	S.O.	L.F.	COLOR	GAUGE	SLOPE

4.00



Item # _____ Description RAKE

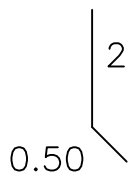
1.50



Item # _____ Description C-CHANNEL

8.000					6.000				
S.O.	L.F.	COLOR	GAUGE	SLOPE	S.O.	L.F.	COLOR	GAUGE	SLOPE

2.50



Item # _____ Description BOX RAKE/PEAK CLEAT

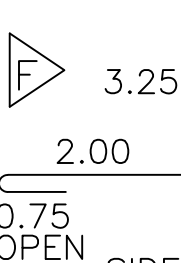
87° 1.625



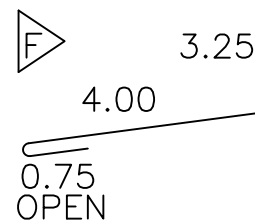
Item # _____ Description BOX RAKE

3.000		MPS CLEAT SKID			8.000				
S.O.	L.F.	COLOR	GAUGE	SLOPE	S.O.	L.F.	COLOR	GAUGE	SLOPE

SLOPE 1:12 - 4:12



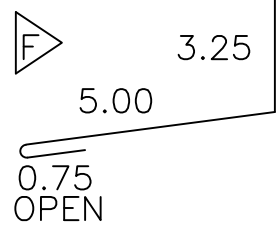
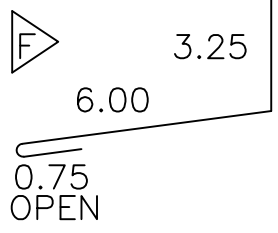
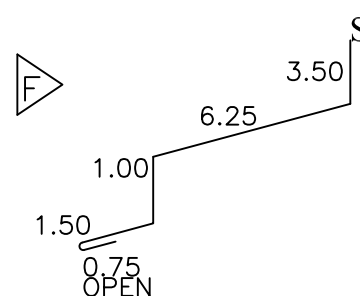
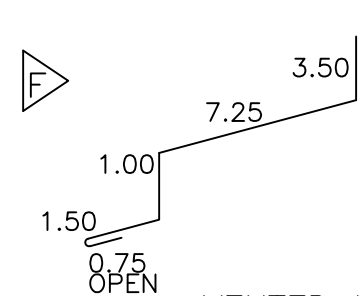
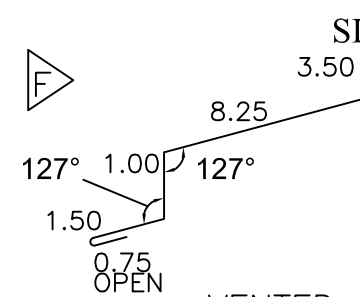
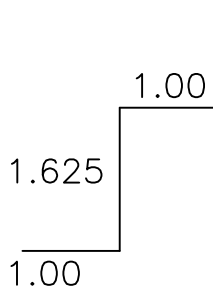
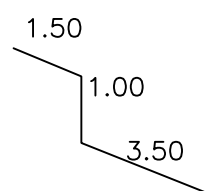
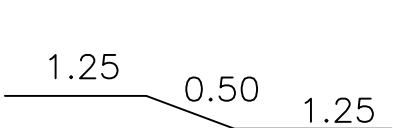
Item # _____ Description SIDEWALL



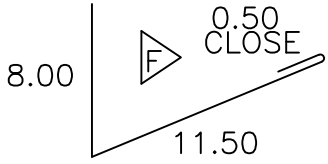
Item # _____ Description HIGHWALL

6.000					8.000				
S.O.	L.F.	COLOR	GAUGE	SLOPE	S.O.	L.F.	COLOR	GAUGE	SLOPE

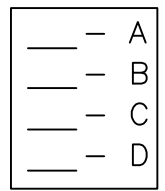
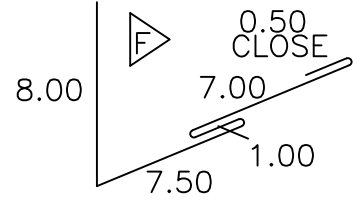
SHEET METAL FABRICATION

SLOPE 5:12 - 8:12					SLOPE 9:12 - 12:12				
									
Item # _____ Description <u>HIGHWALL</u>					Item # _____ Description <u>HIGHWALL</u>				
9.000					10.000				
S.O.	L.F.	COLOR	GAUGE	SLOPE	S.O.	L.F.	COLOR	GAUGE	SLOPE
									
Item # _____ Description <u>VENTED HIGHWALL</u>					Item # _____ Description <u>VENTED HIGHWALL</u>				
13.000					14.000				
S.O.	L.F.	COLOR	GAUGE	SLOPE	S.O.	L.F.	COLOR	GAUGE	SLOPE
									
Item # _____ Description <u>VENTED HIGHWALL</u>					Item # _____ Description <u>ZEE CLOSURE</u>				
15.000				9:12	3.625				
S.O.	L.F.	COLOR	GAUGE	SLOPE	S.O.	L.F.	COLOR	GAUGE	SLOPE
									
Item # _____ Description <u>VENTED CLEAT</u>					Item # _____ Description <u>OFFSET CLEAT</u>				
6.00		PERFORATED GALVANIZED	20		3.000		MPS CLEAT SKID		
S.O.	L.F.	COLOR	GAUGE	SLOPE	S.O.	L.F.	COLOR	GAUGE	SLOPE

SHEET METAL FABRICATION



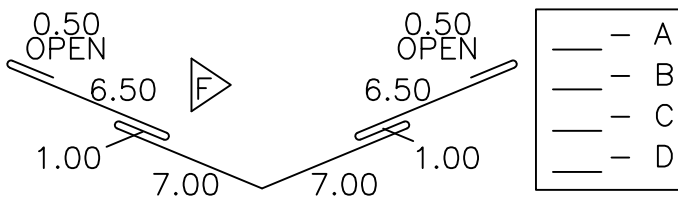
Item # _____ Description LOWWALL



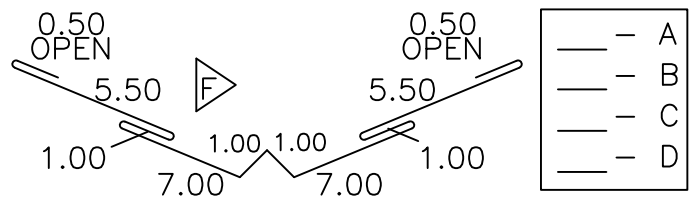
Item # _____ Description LOWWALL

20.000				
S.O.	L.F.	COLOR	GAUGE	SLOPE

24.000				
S.O.	L.F.	COLOR	GAUGE	SLOPE



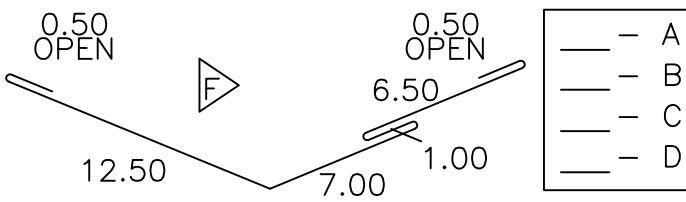
Item # _____ Description VALLEY



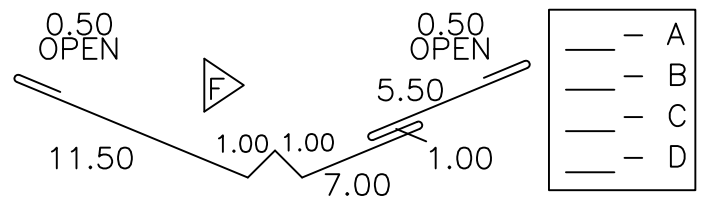
Item # _____ Description VALLEY

30.000				
S.O.	L.F.	COLOR	GAUGE	SLOPE

30.000				
S.O.	L.F.	COLOR	GAUGE	SLOPE



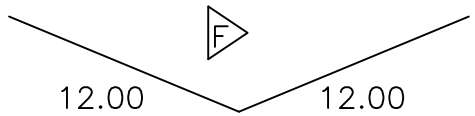
Item # _____ Description VALLEY



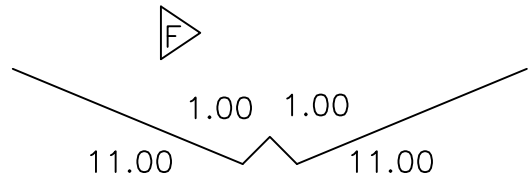
Item # _____ Description VALLEY

28.000				
S.O.	L.F.	COLOR	GAUGE	SLOPE

28.000				
S.O.	L.F.	COLOR	GAUGE	SLOPE



Item # _____ Description VALLEY / DET.

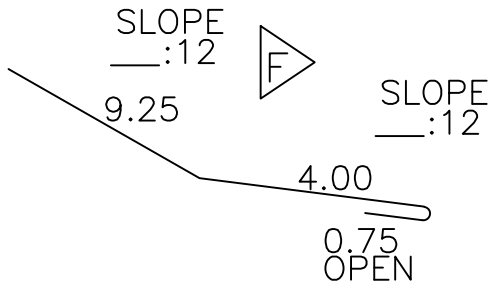


Item # _____ Description W VALLEY / DET.

24.000				
S.O.	L.F.	COLOR	GAUGE	SLOPE

24.000				
S.O.	L.F.	COLOR	GAUGE	SLOPE

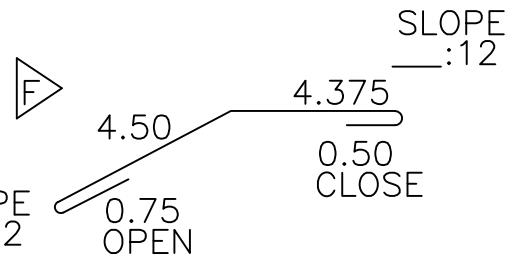
SHEET METAL FABRICATION



Item # _____ Description TRANSITION

14.000

S.O. L.F. COLOR GAUGE SLOPE

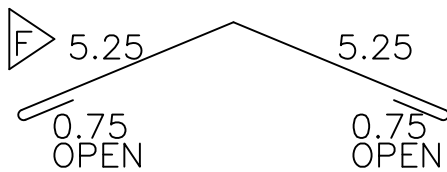


Item # _____ Description TRANSITION

9.625

S.O. L.F. COLOR GAUGE SLOPE

SLOPE 1:12 - 4:12

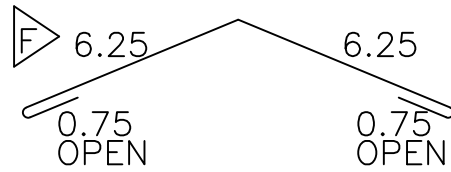


Item # _____ Description HIP

12.00

S.O. L.F. COLOR GAUGE SLOPE

SLOPE 5:12 - 8:12

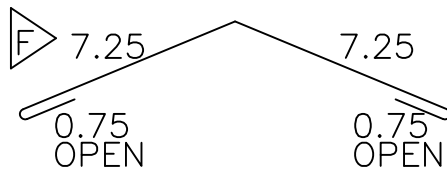


Item # _____ Description HIP

14.00

S.O. L.F. COLOR GAUGE SLOPE

SLOPE 9:12 - 12:12

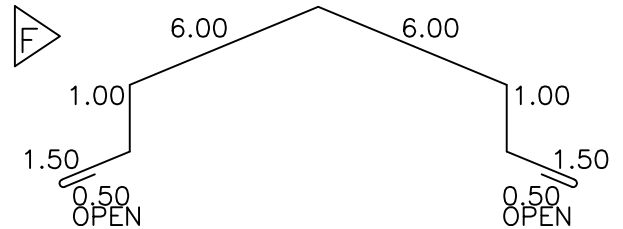


Item # _____ Description HIP

16.00

S.O. L.F. COLOR GAUGE SLOPE

SLOPE 1:12 - 4:12

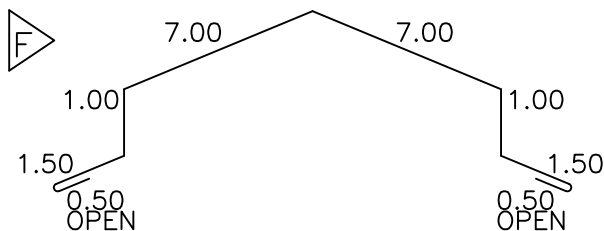


Item # _____ Description VENTED HIP

18.00

S.O. L.F. COLOR GAUGE SLOPE

SLOPE 5:12 - 8:12

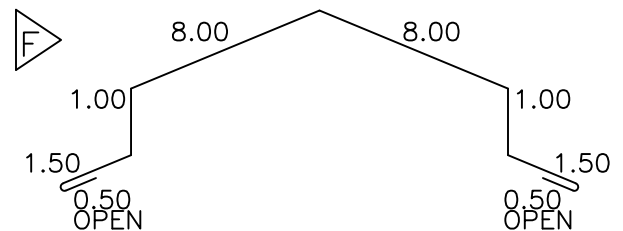


Item # _____ Description VENTED HIP

20.00

S.O. L.F. COLOR GAUGE SLOPE

SLOPE 9:12 - 12:12



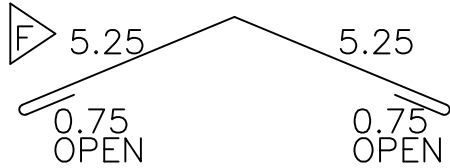
Item # _____ Description VENTED HIP

22.00

S.O. L.F. COLOR GAUGE SLOPE

SHEET METAL FABRICATION

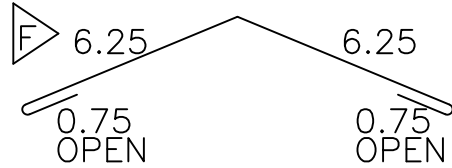
SLOPE 1:12 - 4:12



Item # _____ Description RIDGE

12.00				
S.O.	L.F.	COLOR	GAUGE	SLOPE

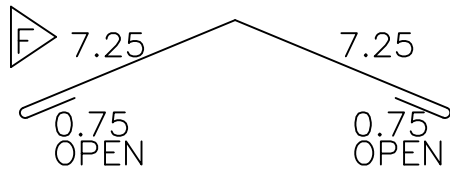
SLOPE 5:12 - 8:12



Item # _____ Description RIDGE

14.00				
S.O.	L.F.	COLOR	GAUGE	SLOPE

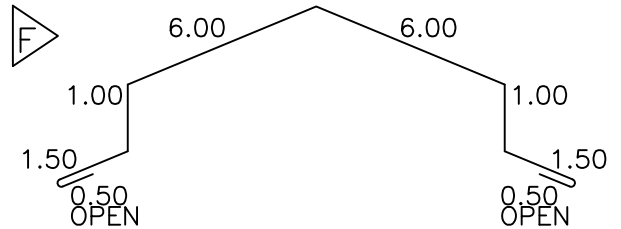
SLOPE 9:12 - 12:12



Item # _____ Description RIDGE

16.00				
S.O.	L.F.	COLOR	GAUGE	SLOPE

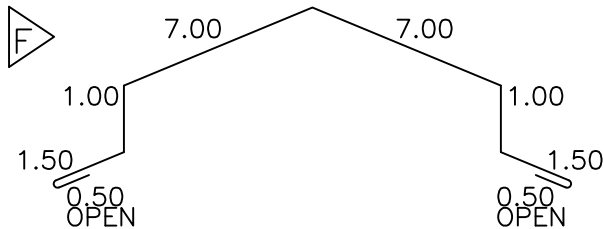
SLOPE 1:12 - 4:12



Item # _____ Description VENTED RIDGE

18.00				
S.O.	L.F.	COLOR	GAUGE	SLOPE

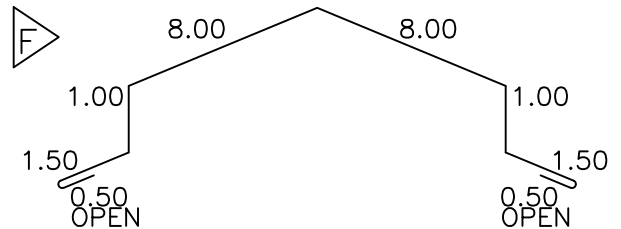
SLOPE 5:12 - 8:12



Item # _____ Description VENTED RIDGE

20.00				
S.O.	L.F.	COLOR	GAUGE	SLOPE

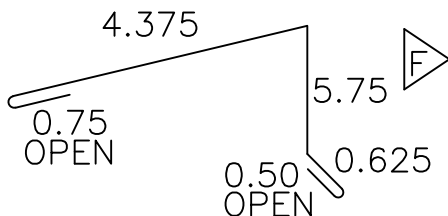
SLOPE 9:12 - 12:12



Item # _____ Description VENTED RIDGE

22.00				
S.O.	L.F.	COLOR	GAUGE	SLOPE

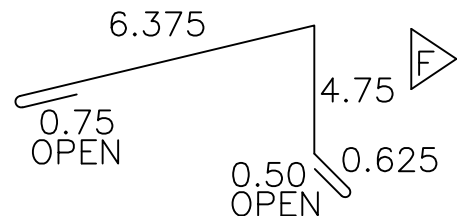
SLOPE 1:12 - 4:12



Item # _____ Description PEAK

12.000				
S.O.	L.F.	COLOR	GAUGE	SLOPE

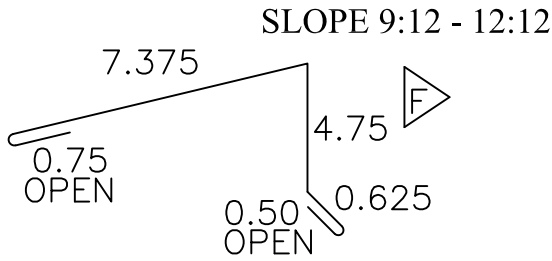
SLOPE 5:12 - 8:12



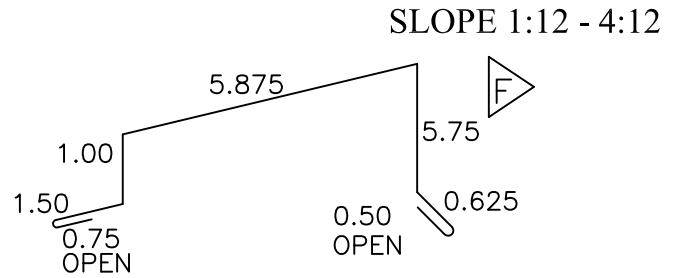
Item # _____ Description PEAK

13.000				
S.O.	L.F.	COLOR	GAUGE	SLOPE

SHEET METAL FABRICATION



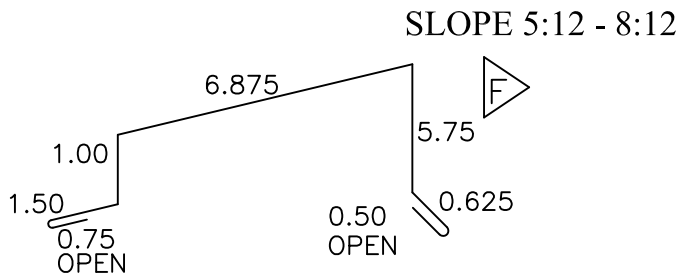
Item # _____ Description PEAK



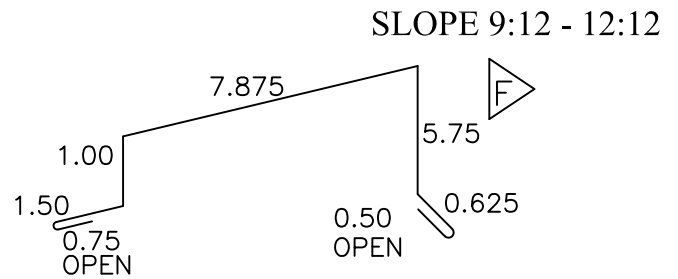
Item # _____ Description VENTED PEAK

14.000				
S.O.	L.F.	COLOR	GAUGE	SLOPE

16.00				
S.O.	L.F.	COLOR	GAUGE	SLOPE



Item # _____ Description VENTED PEAK



Item # _____ Description VENTED PEAK

17.00				
S.O.	L.F.	COLOR	GAUGE	SLOPE

18.00				
S.O.	L.F.	COLOR	GAUGE	SLOPE

Item # _____ Description _____

Item # _____ Description _____

S.O.	L.F.	COLOR	GAUGE	SLOPE

S.O.	L.F.	COLOR	GAUGE	SLOPE

Item # _____ Description _____

Item # _____ Description _____

S.O.	L.F.	COLOR	GAUGE	SLOPE

S.O.	L.F.	COLOR	GAUGE	SLOPE