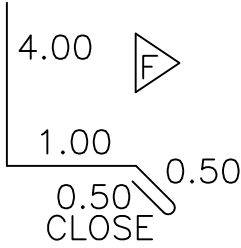
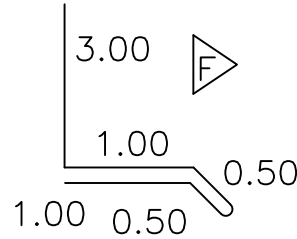


**SHEET METAL FABRICATION**



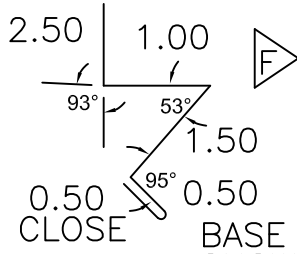
Item # \_\_\_\_\_ Description SILL / DET.



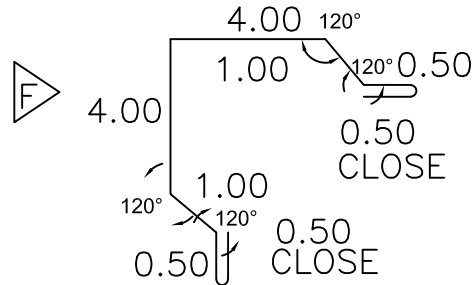
Item # \_\_\_\_\_ Description SILL / DET.

| 6.000 |      |       |       |       |
|-------|------|-------|-------|-------|
| S.O.  | L.F. | COLOR | GAUGE | SLOPE |

| 6.000 |      |       |       |       |
|-------|------|-------|-------|-------|
| S.O.  | L.F. | COLOR | GAUGE | SLOPE |



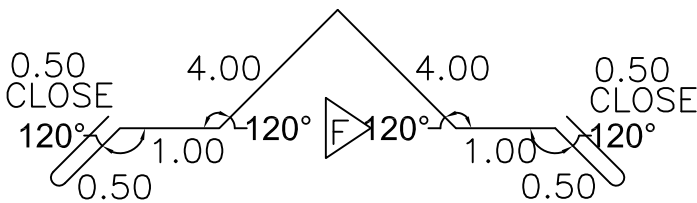
Item # \_\_\_\_\_ Description BASE TRIM (RAT GUARD) SNOW GUARD



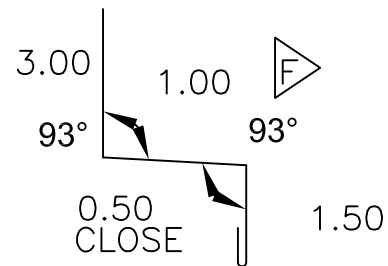
Item # \_\_\_\_\_ Description OUTSIDE CORNER

| 6.000 |      |       |       |       |
|-------|------|-------|-------|-------|
| S.O.  | L.F. | COLOR | GAUGE | SLOPE |

| 12.000 |      |       |       |       |
|--------|------|-------|-------|-------|
| S.O.   | L.F. | COLOR | GAUGE | SLOPE |



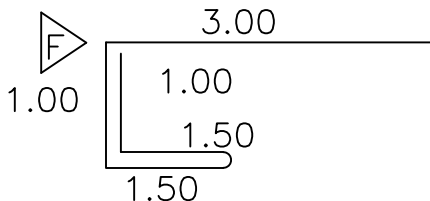
Item # \_\_\_\_\_ Description INSIDE CORNER



Item # \_\_\_\_\_ Description ZEE TRANSITION

| 12.00 |      |       |       |       |
|-------|------|-------|-------|-------|
| S.O.  | L.F. | COLOR | GAUGE | SLOPE |

| 6.00 |      |       |       |       |
|------|------|-------|-------|-------|
| S.O. | L.F. | COLOR | GAUGE | SLOPE |



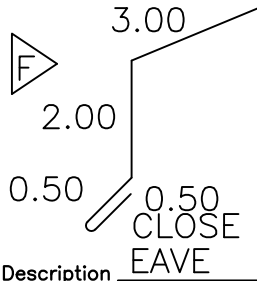
Item # \_\_\_\_\_ Description J-CHANNEL

Item # \_\_\_\_\_ Description \_\_\_\_\_

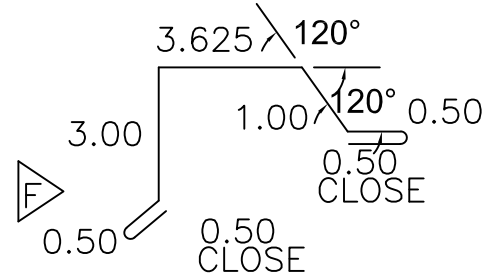
| 8.00 |      |       |       |       |
|------|------|-------|-------|-------|
| S.O. | L.F. | COLOR | GAUGE | SLOPE |

| S.O. | L.F. | COLOR | GAUGE | SLOPE |
|------|------|-------|-------|-------|

**SHEET METAL FABRICATION**

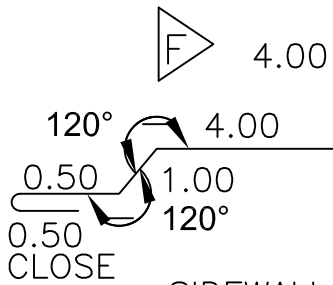


Item # \_\_\_\_\_ Description EAVE

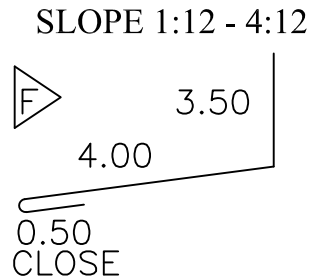


Item # \_\_\_\_\_ Description AG RAKE

|       |      |       |       |       |       |      |       |       |       |
|-------|------|-------|-------|-------|-------|------|-------|-------|-------|
| 6.000 |      |       |       | 1:12  | 9.625 |      |       |       |       |
| S.O.  | L.F. | COLOR | GAUGE | SLOPE | S.O.  | L.F. | COLOR | GAUGE | SLOPE |



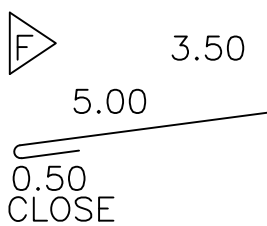
Item # \_\_\_\_\_ Description SIDEWALL



Item # \_\_\_\_\_ Description HIGHWALL

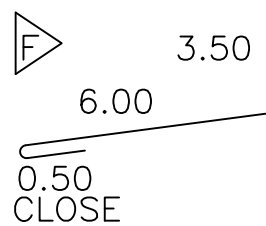
|        |      |       |       |       |       |      |       |       |       |
|--------|------|-------|-------|-------|-------|------|-------|-------|-------|
| 10.000 |      |       |       |       | 8.000 |      |       |       |       |
| S.O.   | L.F. | COLOR | GAUGE | SLOPE | S.O.  | L.F. | COLOR | GAUGE | SLOPE |

SLOPE 5:12 - 8:12



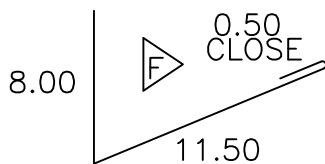
Item # \_\_\_\_\_ Description HIGHWALL

SLOPE 9:12 - 12:12

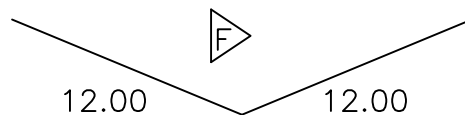


Item # \_\_\_\_\_ Description HIGHWALL

|       |      |       |       |       |        |      |       |       |       |
|-------|------|-------|-------|-------|--------|------|-------|-------|-------|
| 9.000 |      |       |       |       | 10.000 |      |       |       |       |
| S.O.  | L.F. | COLOR | GAUGE | SLOPE | S.O.   | L.F. | COLOR | GAUGE | SLOPE |



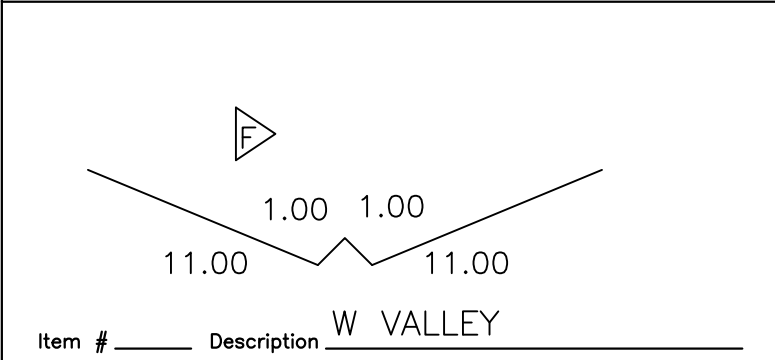
Item # \_\_\_\_\_ Description LOWWALL / DET.



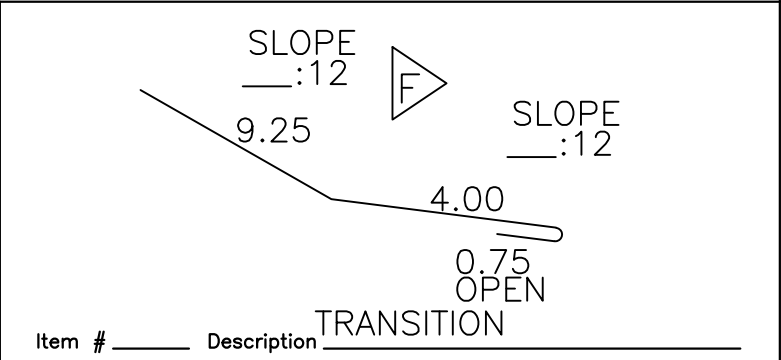
Item # \_\_\_\_\_ Description VALLEY / DET.

|        |      |       |       |       |        |      |       |       |       |
|--------|------|-------|-------|-------|--------|------|-------|-------|-------|
| 20.000 |      |       |       |       | 24.000 |      |       |       |       |
| S.O.   | L.F. | COLOR | GAUGE | SLOPE | S.O.   | L.F. | COLOR | GAUGE | SLOPE |

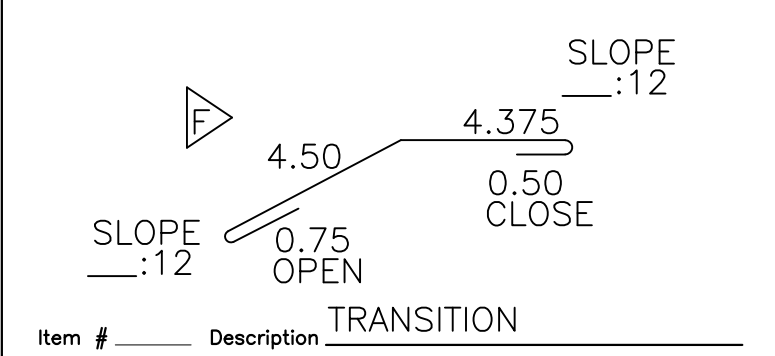
**SHEET METAL FABRICATION**



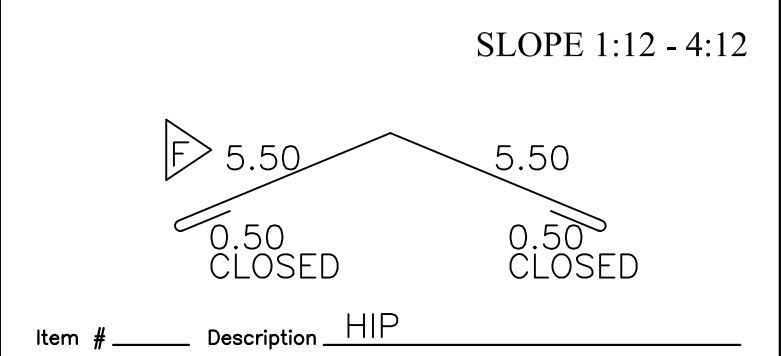
| 24.000 |      |       |       |       |
|--------|------|-------|-------|-------|
| S.O.   | L.F. | COLOR | GAUGE | SLOPE |



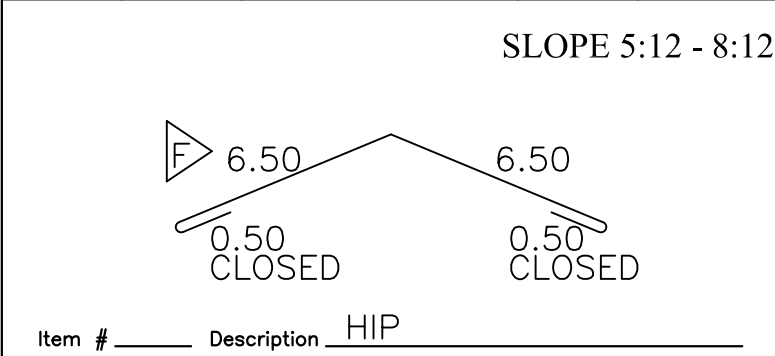
| 14.000 |      |       |       |       |
|--------|------|-------|-------|-------|
| S.O.   | L.F. | COLOR | GAUGE | SLOPE |



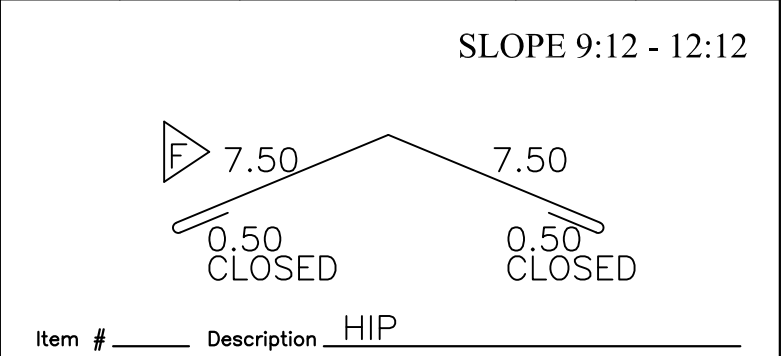
| 9.625 |      |       |       |       |
|-------|------|-------|-------|-------|
| S.O.  | L.F. | COLOR | GAUGE | SLOPE |



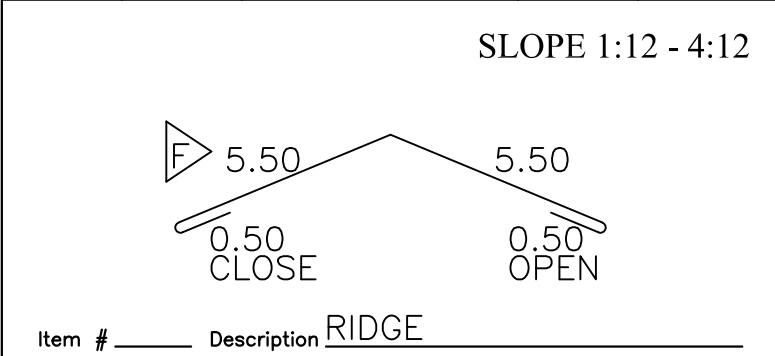
| 12.00 |      |       |       |       |
|-------|------|-------|-------|-------|
| S.O.  | L.F. | COLOR | GAUGE | SLOPE |



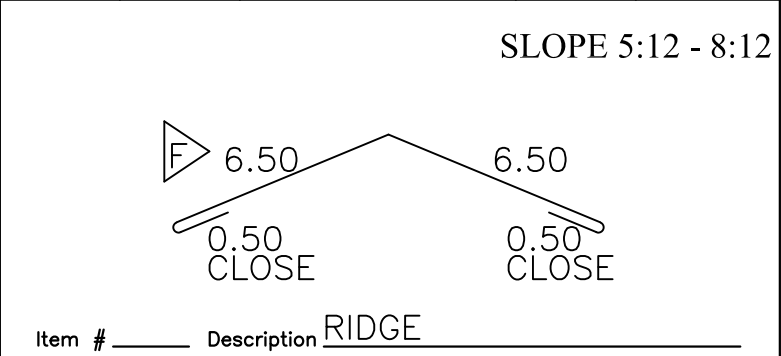
| 14.00 |      |       |       |       |
|-------|------|-------|-------|-------|
| S.O.  | L.F. | COLOR | GAUGE | SLOPE |



| 16.00 |      |       |       |       |
|-------|------|-------|-------|-------|
| S.O.  | L.F. | COLOR | GAUGE | SLOPE |



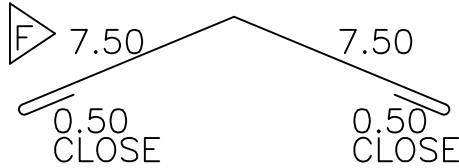
| 12.00 |      |       |       |       |
|-------|------|-------|-------|-------|
| S.O.  | L.F. | COLOR | GAUGE | SLOPE |



| 14.00 |      |       |       |       |
|-------|------|-------|-------|-------|
| S.O.  | L.F. | COLOR | GAUGE | SLOPE |

**SHEET METAL FABRICATION**

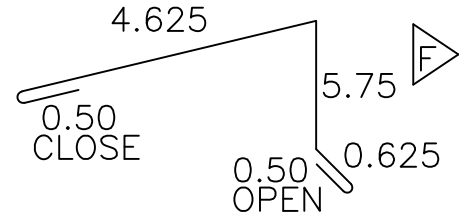
SLOPE 9:12 - 12:12



Item # \_\_\_\_\_ Description RIDGE

|       |      |       |       |       |
|-------|------|-------|-------|-------|
| 16.00 |      |       |       |       |
| S.O.  | L.F. | COLOR | GAUGE | SLOPE |

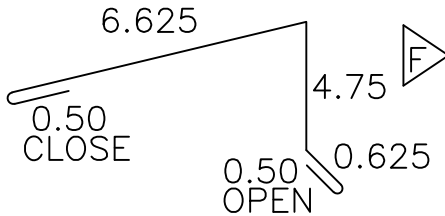
SLOPE 1:12 - 4:12



Item # \_\_\_\_\_ Description PEAK

|        |      |       |       |       |
|--------|------|-------|-------|-------|
| 12.000 |      |       |       |       |
| S.O.   | L.F. | COLOR | GAUGE | SLOPE |

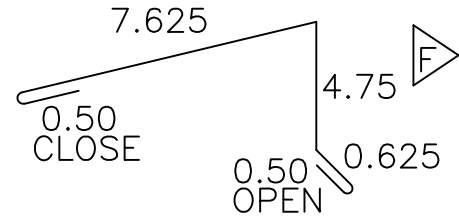
SLOPE 5:12 - 8:12



Item # \_\_\_\_\_ Description PEAK

|        |      |       |       |       |
|--------|------|-------|-------|-------|
| 13.000 |      |       |       |       |
| S.O.   | L.F. | COLOR | GAUGE | SLOPE |

SLOPE 9:12 - 12:12



Item # \_\_\_\_\_ Description PEAK

|        |      |       |       |       |
|--------|------|-------|-------|-------|
| 14.000 |      |       |       |       |
| S.O.   | L.F. | COLOR | GAUGE | SLOPE |

Item # \_\_\_\_\_ Description \_\_\_\_\_

|      |      |       |       |       |
|------|------|-------|-------|-------|
|      |      |       |       |       |
| S.O. | L.F. | COLOR | GAUGE | SLOPE |

Item # \_\_\_\_\_ Description \_\_\_\_\_

|      |      |       |       |       |
|------|------|-------|-------|-------|
|      |      |       |       |       |
| S.O. | L.F. | COLOR | GAUGE | SLOPE |

Item # \_\_\_\_\_ Description \_\_\_\_\_

|      |      |       |       |       |
|------|------|-------|-------|-------|
|      |      |       |       |       |
| S.O. | L.F. | COLOR | GAUGE | SLOPE |

Item # \_\_\_\_\_ Description \_\_\_\_\_

|      |      |       |       |       |
|------|------|-------|-------|-------|
|      |      |       |       |       |
| S.O. | L.F. | COLOR | GAUGE | SLOPE |